

STUDENT'S AND PRACTICE BOOK

Do It Right! 1



E. C. Kent

DREAM BIG, DO RIGHT & INSPIRE OTHERS

 **CORESPI**[®]
PUBLICATIONS

 **UPDATED
EDITION**
ACCORDING TO THE NEW MCCEMS

Do It Right! 1

Student's Book

Updated Edition 2026

Copyright © Corespi Publications

ISBN: In Process

Printed in Mexico

Contact: informacion@corespipublications.com

All Rights reserved. No part of these publications may be reproduced, stored in a retrieval system or transmitted in any form or by any means, electronic, mechanical, photocopying, recording, or otherwise, without the prior written permission of the publisher and the author, including, but not limited to, in any network or other electronic storage or transmission, or broadcast for distance learning.

Publisher: Corespi Publications

Author: E. C. Kent

Project Manager: Rosa María Cortés E.

Collaborating Author: Rose Corespi

Collaborators: Barbara Bos Blázquez & Julián Magaña

Proofreader: Eduardo Carmona Rodríguez & Anna Eréndira Gutiérrez C.

Cover Art: Dosak Moreno

Design: Ara del Río & Karla Miranda

Images: Adobe Stock, Shutterstock, Depositphotos & Freepik

Disclaimer notice:

The links provided in this book do not belong to Corespi Publications. Thus we do not have any control over the information that the websites are giving at any given time and we do not represent accuracy of the information provided by the third parties (external links). Although this information is compiled with great care and continuously updated, we assume no liability for its being correct, complete or up to date.

Articles bearing the names of authors reflect the opinions of these authors and, unless specifically stated, do not represent the opinions of the publisher. Furthermore, reproduction of this book or any material on any of the sites included in this book is not authorized, as material may be the subject of intellectual property rights.

Rights are reserved to their respective owners and Corespi Publications takes no credit for anything shown in the links provided.

TABLE OF CONTENTS

Scope and Sequence	p. 4
Principles of the NMS & MCCEMS	p. 6
Everyday Language	p. 8

UNIT 1

Do It Right!	p. 10
Lesson 1	p. 12
Lesson 2	p. 18
Lesson 3	p. 24
Lesson 4	p. 30
That's Our Right!	p. 36
Right On!	p. 37
It's All Right!	p. 94

UNIT 2

Do It Right!	p. 38
Lesson 5	p. 40
Lesson 6	p. 46
Lesson 7	p. 52
Lesson 8	p. 58
That's Our Right!	p. 64
Right On!	p. 65
It's All Right!	p. 96

UNIT 3

Do It Right!	p. 66
Lesson 9	p. 68
Lesson 10	p. 74
Lesson 11	p. 80
Lesson 12	p. 86
That's Our Right!	p. 92
Right On!	p. 93
It's All Right!	p. 98

Sing It Right!	p. 100
Audio Files	p. 101
Verb Lists	p. 102
Game Template	p. 103
Notes	p. 104

SCOPE AND SEQUENCE

Lesson Week	Vocabulary	Grammar	
UNIT 1			
1 F.G. 1	Numbers Countries, Nationalities, and Languages	Personal Pronouns Verb <i>To Be</i> (Affirmative Form)	
2 F.G. 1	The Alphabet Greetings and Introductions Email Vocabulary	Personal Information Questions Plurals	
3 F.G. 4	Colors Size and Dimension Adjectives Occupations	Verb <i>To Be</i> (Negative and Interrogative Forms) Contractions	
4 F.G. 3	Adjectives	Yes/No Questions with <i>To Be</i> Definite and Indefinite Articles	
That's Our Right!: Hassan Abdille		Digital Culture: Secure Passwords	
UNIT 2			
5 F.G. 5	Months of the Year Days of the Week Telling Time	Wh- Questions with <i>To Be</i> Use of <i>Because</i> Prepositions of Time	
6 F.G. 3	Family Pets	Possessive Adjectives Demonstrative Pronouns (or Adjectives)	
7 F.G. 6	House and Furniture	<i>There is</i> and <i>There are</i> Prepositions of Place	
8 F.G. 7	Physical Characteristics Personality Features	Question Structure Review	
That's Our Right!: Nelson Mandela		Digital Culture: Online Safety	
UNIT 3			
9 F.G. 7	School Subjects Top Social Media	Expressing Preference with <i>Favorite</i>	
10 F.G. 7	Student Passions	Expressing Preference with <i>Prefer</i>	
11 F.G. 8	Bad Bunny's Hits and Taylor's Tunes	Possessive Nouns	
12 F.G. 8	Clothes and Accesories Seasons of the Year	Possessive Pronouns <i>Whose</i> as a Wh- Question Word	
That's Our Right!: Audre Lorde		Digital Culture: Cyberbullying	

	Reading & Listening	Speaking & Writing	Get It Right! (Evidence of Learning)
Do It Right!: Cheating			
	Are You a New Student? The Importance of English	I Like English, but...	Learning English: Easy and Hard Parts
	Sharing Personal Information: Building Friendships First Day Introductions	Nice to Meet You!	High School Registration Form
	High School Jobs: Are They Common? Are We High School Students?	Favorite Colors	Descriptions
	A Big New Beginning The First Day Chat	First Day, Two Stories	My First Days in High School

Wellness Tip: Sleeping

Do It Right!: Gossiping			
	My First Job	When Is Your Birthday?	Asking Questions
	If You Have a Pet... Tell Me about Your Family	Shopping at a Pet Supply Store	Describing a Pet
	My House My Room Is a Mess	Where Are They? My Grandma's Kitchen	My Dream House
	Lisa, a Shining K-pop Star	Describing People Personal Descriptions	A Self-description

Wellness Tip: Screen Time

Do It Right!: Empathy			
	The Digital Choice of Mexican Teens POV: The Great Debate	Subjects and Socials: Let's Talk!	My Favorite Social Media
	What You Prefer Says Who You Are We Prefer Different Things	Free Time , Free Choices	In My Free Time
	Peso Pluma's Rise to Fame Music Is Fun for Everyone	Both Genres Are Great!	My Idol's Story
	Seasons of Style: Teens' Top Choices At the Shopping Mall	Love It or Leave It: Our Clothes Talk	Mine, Yours, Ours: Fashion Faves

Wellness Tip: Get Moving

Principles of the New Mexican School



New Mexican School

Develop their Mexican Identity and Encourage a Sense of Belonging to their Nation.

Social Responsibility: Honesty

Transforming the Society

Instill Respect for Human Dignity

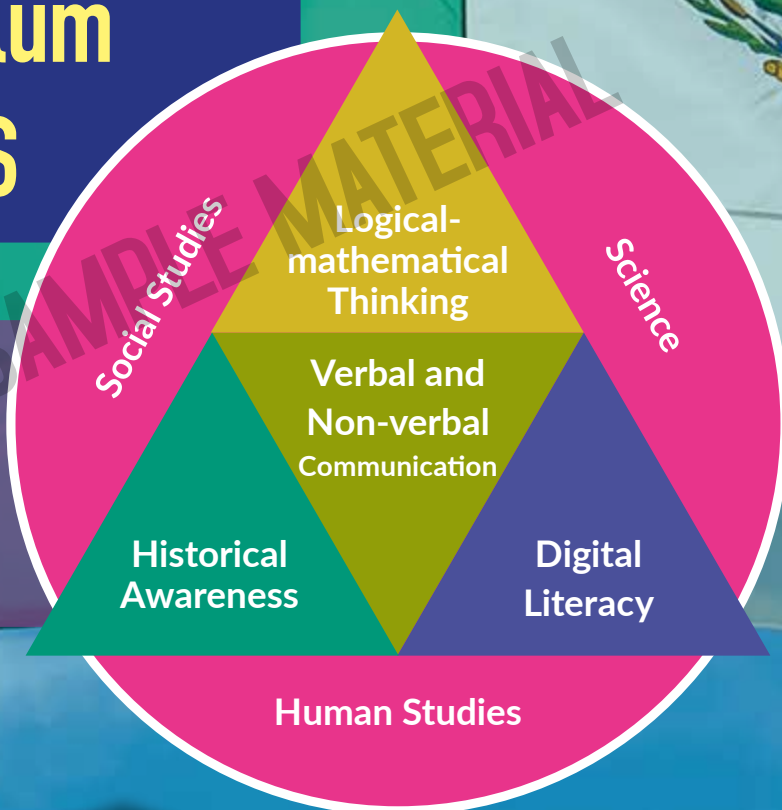
Interculturality

Culture of Peace

Respect for Nature and Care for the Environment

Core Curriculum of the NMS

- Four Socio-cognitive Cross-curricular Resources
- Three Access Areas to Knowledge and Experience



Socio-emotional Resources

Art, Culture, Creativity, and Artistic Appreciation

Social Responsibility: Honesty

Literacy, Democratic Participation, Sustainability, and Global Citizenship Principles

Socio-affective Well-being

Values

Physical Integrity

Sports, Physical Activities, and Sex Education

MCCEMS – English as a Foreign Language Language Skills and Subskills

- Listening for Gist
- Listening for Detail

Listening

Speaking

- Fluency
- Using Functions
- Pronunciation

ENGLISH

Reading

Writing

- Scanning
- Skimming

- Spelling
- Punctuation
- Layout
- Coherence and Cohesion

CLASSROOM LANGUAGE

Formative Goal 2

Vocabulary



board



desk



chair



door



window



projector



laptop



bookcase

Common Instructions



Stand up.




Sit down.



Be quiet.



Copy the homework.



Take out your book.



Go to page 23.



Answer exercise III.



Check your answers.



Compare your answers.



Go/Come to the board.

Greetings



Hi! / Hello!

Good morning!

Good afternoon!

Good evening!

Good night!

Bye! / Goodbye!

Nice / Glad to meet you.

Fine.

Not so fine.

Clarification



Could you repeat it, please?

How do you say ____ in English?

How do you spell it?

What page are we on?

Excuse me, I have a question.

Manners

Thank you.

You're welcome.

Please.

Excuse me.

I'm sorry.



Permission

May I go to the restroom?

Can I go out?

May I come in?

Can I open the window?





DO IT RIGHT!

Being a Socially Responsible Citizen



Cheating is when a person misleads, deceives, or acts dishonestly on purpose. For example, looking over someone's shoulder during an exam.

- What do you think are different ways students *cheat* at school?
- What are some consequences of *cheating*?
- Why do you think the student in the picture is *cheating*?
- What do you think the teacher will think about the student because he *cheated*? What about his parents?
- If you saw someone *cheating*, what would you do?

UNIT 1



LESSON

1

Formative Goal 1

VOCABULARY



I. Listen and repeat. (Track 1)

Numbers

0	zero	7	seven	14	fourteen
1	one	8	eight	15	fifteen
2	two	9	nine	16	sixteen
3	three	10	ten	17	seventeen
4	four	11	eleven	18	eighteen
5	five	12	twelve	19	nineteen
6	six	13	thirteen	20	twenty

II. Listen and repeat. (Track 2)

Countries, Nationalities and Languages

Country

Mexico
United States
of America
Canada
England
China
Japan
Spain
France
Germany
Italy

Nationality

Mexican

American
Canadian
English
Chinese
Japanese
Spanish
French
German
Italian

Language

Spanish

English
English & French
English
Chinese
Japanese
Spanish
French
German
Italian

USE IT RIGHT!

We use initial capital letters for countries, nationalities, and languages.

Mexico Mexican Spanish

SAY IT RIGHT!

How old are you?
I'm 15 (years old).

Where are you from?
I'm from México.



Personal Pronouns

Personal Pronouns represent people or things.

Singular

I
You
He
She
It

Plural

We
You
They



III. Fill in the blanks with the correct *personal pronoun*.

- _____ am very happy today.
- This is my brother. _____ is 16 years old.
- Maria is my best friend. _____ is very kind.
- My dog is cute. _____ loves to play.
- Peter and I are classmates. _____ study together.
- Look at that car! _____ is very fast.
- Where are my parents? _____ are in the kitchen.
- David, _____ are late for class again!

Verb To Be (Affirmative Form)

The verb *To Be* is a very commonly used verb in English. This is the affirmative form in *Simple Present* tense.

Singular

I **am**
You **are**
He **is**
She **is**
It **is**

Plural

We **are**
You **are**
They **are**

IV. Underline the correct form of *To Be* to complete the sentences below.

- My name ___ John.
a) am b) is c) are
- We ___ from Mexico.
a) am b) is c) are
- She ___ very intelligent.
a) am b) is c) are
- They ___ in the library.
a) am b) is c) are
- You ___ my best friend.
a) am b) is c) are
- It ___ a beautiful painting.
a) am b) is c) are
- I ___ happy today.
a) am b) is c) are
- The students ___ excited about the trip.
a) am b) is c) are





V. Read the following conversation as you listen to the recording. Then, do the comprehension exercise (Track 4)

Are You a New Student?

Paolo: Hi!

José: Hello! Is this Room 101?

Paolo: Yes, it is. Are you a new student?

José: Yes, my name is José and I'm from Mexico.

Paolo: Nice to meet you, José! I'm Paolo. I'm from Italy.

José: Are you here to study English too?

Paolo: Yes, it's my first time in the United States.
What about you?

José: This is my third time here, but it's the first time to study.



VI. Read the conversation again and decide if the following statements are *True* or *False*.

1. It's the first day at school for José and Paolo. _____
2. Paolo is from Mexico. _____
3. José is in the US to study English. _____
4. It is Paolo's first time in the United States. _____
5. Both, Paolo and José, study Japanese. _____

SPEAKING



VII. Practice the following conversation with a partner, and substitute the bold words with your own information. Ask your teacher if you need help with vocabulary.

I Like English, but....

A: Hi, my name is **José** and I'm from **México**.

B: Hello, my name is **Paolo** and I'm from **Italy**.

A: Is **English** easy for you?

B: Yes, but my **pronunciation** is not good.





VIII. Read the following article and complete the exercise below. (Track 5)



The Importance of English

- English is a language that originated in England. It is the dominant language in the United States, the United Kingdom, Canada, Australia, Ireland, New Zealand, and various island nations in the Caribbean Sea, and the Pacific Ocean. It is also an official language of India, the Philippines, Singapore, and in many countries in Africa. English is considered a language for commerce, traveling, and many more aspects of modern life. It is estimated that the number of global speakers of English nowadays is around two billion people. The best way to learn it is by practicing!

1. English originated in _____.
2. Four countries in which people speak English: _____, _____, _____, and _____.
3. Three countries in which English is an official language: _____, _____, and _____.
4. The number of people that speak English around the world is _____.
5. This is the best way to learn English: _____.

WRITING



GET IT RIGHT!



(Evidence of Learning)

IX. Write three things that are easy and three things that are difficult for you to learn English well:

Learning English: Easy and Hard Parts

Easy

Difficult

PRACTICE

VOCABULARY



I. Complete the numbers.

2 tw_

11 _l_v_n

13 th_rt__n

12 tw_lv_

20 tw_nty

8 __ght

3 thr__

5 f_v_

15 f_ft__n

19 n_n_t__n

II. Choose one word from the box to complete the sentences. There is an extra word.

German
Japan

French
Chinese


Mexico
Italian

- In _____, people speak Spanish.
- In Italy, people speak _____.
- In China, people speak _____.
- In _____, people speak Japanese.
- In Germany, people speak _____.



III. Complete the crossword puzzle below.

Countries, Nationalities, and Languages



ACROSS

- In Mexico, we speak _____.
- A person from Italy is _____.
- Beijing is the capital city of _____.
- Paris is the capital city of _____.
- People in _____ speak English and French.

DOWN

- In England, people speak _____.
- In _____, people speak German.
- _____ is the capital city of Spain.

PRACTICE

GRAMMAR

I. Write the corresponding *pronoun* under each picture.



II. Complete the sentences with *am*, *is* or *are*.

- I _____ an engineer at *Mazda*.
- You _____ a good student.
- He _____ an excellent doctor.
- We _____ best friends.
- She _____ a math teacher.
- They _____ famous musicians.
- It _____ a beautiful cat.
- You and I _____ friends since preschool.



III. Fill in the blanks with the correct form of *To Be*.

A: Hi, my name _____ Tony. What _____ your name?

B: My name _____ Alice.

A: Nice to meet you, Alice. _____ you from here?

B: No, I _____ from Spain. I _____ here on vacation.

A: Oh, that _____ cool. I _____ from California. What _____ you doing today?

B: I _____ not sure yet. I think I'll go to the beach.

A: That sounds like a great idea. It _____ a beautiful day for the beach.

B: Yeah, It is.



LESSON

2

Formative Goal 1

VOCABULARY



I. Listen to the alphabet in English. Repeat after the recording. (Track 6)

The Alphabet

A B C D E F G H I J K L M
N O P Q R S T U V W X Y Z

II. Look at the pictures. Listen to your teacher say the words. Repeat them after him/her.

Greetings and Introductions




Hi! / Hello!




Good morning.




Good afternoon.



Good evening.



Good night.



Bye! / Goodbye!



Nice / Glad to meet you.




Fine.



Not so fine.



name



address



phone number



married



single

III. Listen to the words and repeat after the recording. (Track 7)

Email Vocabulary

at @

underscore _

slash /

dot .

SAY IT RIGHT!



(Track 8)

How do you spell MEXICO?

It's M - E - X - I - C - O.

What's your name?

I'm Andrea.

What's your phone number?

It's 7-7-3-1-9-5-3-0-6-2



Personal Information Questions

Some of the most common questions and answers related to personal information in English are the following:

Name

Question: What is your name?
Answer: My name is Carlos. / I'm Carlos.

Age

Question: How old are you?
Answer: I'm 16 years old. / I'm 16.

Origin / Nationality

Question: Where are you from?
Answer: I'm from Mexico.

Residence

Question: Where do you live?
Answer: I live in Monterrey.

Contact

Question: What is your phone number?
Answer: It's 555-1234.
Question: What is your email address?
Answer: It's roli16@gmail.com

You should practice both asking and answering these questions in everyday conversations.

IV. Match the questions with the correct answers.

1. What is your name? _____
2. How old are you? _____
3. Where are you from? _____
4. What is your nationality? _____
5. Where do you live? _____
6. What is your phone number? _____
7. What is your email address? _____

- | | |
|----------------------------|-----------------------|
| a) It's laura_16@gmail.com | d) My name is Laura. |
| b) I live in Mexico City. | e) I'm American. |
| c) It's 555-1234. | f) I'm from Colombia. |
| | g) I'm 15. |

Plurals

When we want to write a noun in **plural** form, we usually add the letter **-s**.

book - book**s**
table - table**s**

When the noun finishes in **-s, -sh, -ch, -x, or -o**, we add **-es**.

watch - watch**es**
potato - potato**es**

When the noun finishes in a consonant **-y**, we change **-y** to **-ies**.

family - familie**s**
party - partie**s**

Irregular Plurals

man - **men**
woman - **women**
child - **children**
foot - **feet**
tooth - **teeth**

V. Complete the plural form of the following nouns with the correct ending or word.

- | | |
|------------------|-----------------|
| 1. pencil _____ | 6. man _____ |
| 2. child _____ | 7. eraser _____ |
| 3. purse _____ | 8. key _____ |
| 4. watch _____ | 9. box _____ |
| 5. teacher _____ | 10. woman _____ |

GRAM VIDS



VI. Read the following article as you listen to it. (Track 9)

Sharing Personal Information: Building Friendships

In high school, students usually share personal information to get to know each other. They ask questions like *What is your name?* or *Where are you from?* Sharing details such as age, nationality, and residence helps build friendships. Contact information, like phone numbers or email addresses, is sometimes exchanged to stay connected outside the classroom.



VII. Reread the article and answer the questions.

1. Is it common for high school students to share personal information?

2. What is one example of a question students ask?

3. Which details help build friendships?

4. What kind of information is exchanged to stay connected?



VIII. Listen to the conversations and choose a partner to practice them. Replace the underlined parts with your own information. (Track 10)

Nice to Meet You!

Conversation 1

A: Hi! What's your name?

B: Hello! I'm Alan, and you?

A: My name is Samantha.

B: Nice to meet you, Sam.

A: Nice to meet you, too.



Conversation 2

A: So, what's your phone number?

B: It's 8117563942.

A: And your email address?

B: It's alan.peters17@outlook.com



LISTENING



IX. Listen to the following conversation and fill in the blanks with the missing information. (Track 11)

First Day Introductions



Anna: Hi, my name is Anna. What's your _____?

David: Hello, I'm David. _____ to meet you!

Anna: Nice to meet you too. How _____ are you?

David: I'm 16 _____ old. And you?

Anna: I'm 15. _____ are you from?

David: _____ from Monterrey. Where do you live?

Anna: I _____ in an apartment near here.



WRITING



GET IT RIGHT!



(Evidence of Learning)

X. Fill out the form with your *personal information*.

High School Registration Form

RYDELL HIGH

NAME: _____ AGE: _____

NATIONALITY: _____ CITY: _____

PHONE NUMBER: _____

EMAIL ADDRESS: _____

PRACTICE

VOCABULARY



I. Work with a partner. Take turns spelling the words below. Check if you make mistakes.

1. Mexico
2. Hello
3. Good

4. Japan
5. Eleven
6. Nice

7. School
8. Five
9. Your name

10. Your Teacher's Name

II. Listen and write the email addresses. (Track 12)

III. Walk around the classroom and ask five different classmates their names and phone numbers. Write them down.


Example: *candy145@gmail.com*

1. _____
2. _____
3. _____
4. _____
5. _____

Questions: *What's your name?*

What's your phone number?

1. Name: _____
Phone number: _____
2. Name: _____
Phone number: _____
3. Name: _____
Phone number: _____
4. Name: _____
Phone number: _____
5. Name: _____
Phone number: _____



PRACTICE

GRAMMAR



I. Circle the correct question for each answer.

1. My name is Sofia.

a) How old are you?

b) What is your name?

c) Where are you from?

2. I'm 18 years old.

a) How old are you?

b) What is your nationality?

c) Where do you live?

3. I'm from Brazil.

a) What is your name?

b) Where are you from?

c) Who is your best friend?

4. I'm Brazilian.

a) What is your nationality?

b) Where do you live?

c) What is your phone number?

5. I live in Cancún.

a) Where do you live?

b) How old are you?

c) What is your favorite color?

6. My phone number is 444-5678.

a) What is your phone number?

b) Where are you from?

c) Who is your father?

II. Write the plural form of each noun, paying attention to spelling changes.

1. baby _____

6. knife _____

2. student _____

7. house _____

3. child _____

8. man _____

4. church _____

9. box _____

5. tomato _____

10. woman _____

LESSON

3


Formative Goal 4

VOCABULARY



I. Listen and repeat. (Track 13)

Colors



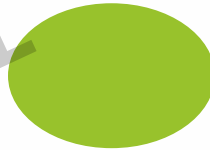
black




purple




blue



green




yellow



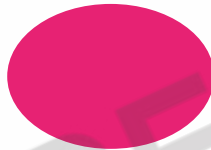
orange



gray / grey



red



pink




brown



white

II. Listen and repeat. (Track 14)


Size and Dimension Adjectives



big



small



tall



short




long




short



large



little



heavy



light

III. Look at the pictures, listen, and repeat. (Track 15)

Occupations



doctor



teacher



police officer



engineer



cook



dentist



mechanic



pilot

SAY IT RIGHT!



(Track 16)

What color are your jeans? They're blue.

Is your house big? Yes, it is.

What's your job? I'm a teacher.



Verb To Be

(Negative and Interrogative Forms)

Negative (-)

I am not
 You are not
 He is not
 She is not
 It is not
 We are not
 You are not
 They are not

from
 Italy.

Interrogative (?)

Am I
 Are you
 Is he
 Is she
 Is it
 Are we
 Are you
 Are they

hungry?

Contractions

Affirmative

I am	I'm
You are	You're
He is	He's
She is	She's
It is	It's
We are	We're
You are	You're
They are	They're



Negative

I am not	I'm not
You are not	You aren't
He is not	He isn't
She is not	She isn't
It is not	It isn't
We are not	We aren't
You are not	You aren't
They are not	They aren't

IV. Unscramble the words to form correct *negative* and *interrogative* sentences using the verb *To Be*. Capitalize where necessary.

1. doctor / he / a / is / ?

2. backpack / black / not / is / my / .

3. the / is / red / table / on / cell phone / the / ?

4. guy / my / tall / is / not / brother / the / .

5. teacher / Mexican / English / is / your / ?

V. Change the following statements to *negative* (Neg.) or *interrogative* (Int.) sentences as indicated:

Example: My friend Jorge is tall.

(Neg.) *My friend Jorge isn't tall.*

1. The teacher is at the office.

(Int.) _____

2. They're in New York for two weeks.

(Neg.) _____

3. The black cat is in the tree.

(Neg.) _____

4. You're Mexican.

(Int.) _____



LISTENING



VI. Listen to Mike and Mia talking about occupations and fill in the blanks with the missing information.
(Track 17)

Are We High School Students?

- **Mia:** Hey, are you an _____?
- **Mike:** No, I'm not. I'm a _____.
- **Mia:** Is your mother a _____?
- **Mike:** No, she isn't a doctor. She's a _____.
- **Mia:** Is your father a _____?
- **Mike:** Yes, he is.
- **Mia:** Are we high school _____?
- **Mike:** Yes, we are.



SPEAKING



VII. Listen and practice the conversation with a partner. Change the words in bold to create new dialogues.
(Track 18)

Favorite Colors

Conversation 1

- A:** What's your favorite color?
- B:** My favorite color is **blue**. And yours?
- A:** My favorite color is **red**.
- A:** Is your backpack **blue**?
- B:** No, it isn't **blue**. It's **black**.
- A:** Is your cell phone **blue**?
- B:** Yes, it's **blue**.
- A:** Is our uniform **pink**?
- B:** No, it isn't **pink**. It's **green** and **white**.






VIII. Read the following article as you listen to the recording.. (Track 19)

High School Jobs: Are They Common?

Many high school students are part-time workers. Some are cashiers in supermarkets, and others are waiters in restaurants. A few are babysitters, but they aren't teachers. Some students are tutors, helping younger children with homework. Is every student a worker? No, many aren't workers; they are only students. Are the jobs easy? They aren't always easy, but they are good practice for the future.



IX. Reread the article and complete the sentences.

1. Many high school students are part-time _____.
2. Some of them are _____ in supermarkets.
3. Some others are _____ in restaurants.
4. Others prefer to help young children with homework, so they are _____.
5. The jobs they take _____ always easy.
6. The jobs are good _____ for the _____.

WRITING



GET IT RIGHT!



(Evidence of Learning)

X. Using vocabulary on page 24 and the verb *To Be*, describe three things and two people with simple sentences.

Descriptions

1. _____
2. _____
3. _____
4. _____
5. _____

PRACTICE

VOCABULARY



I. Read the sentences and write the corresponding occupation. Ask your teacher if you need help with vocabulary.

1. People go to see Carol when they are sick. She's a _____.
2. James builds roads and bridges. He's an _____.
3. Alan works for people to be safe. He's a _____.
4. Susan works in a restaurant, and she prepares delicious food. She's a _____.
5. Jessica works in a school, and she loves children. She's a _____.
6. In his office, Ted works with people's teeth. He's a _____.
7. When people have trouble with their car, they go to see a _____.
8. He flies planes and travels to many cities. He's a _____.

II. Draw lines to match the words with the pictures.

long

light

tall

short

little



large

short

big

heavy

small

PRACTICE

GRAMMAR



I. Write the *negative* and *interrogative* forms of each sentence.

1. He is a pilot.

Negative: _____

Interrogative: _____

2. They are friends.

Negative: _____

Interrogative: _____

3. She is my cousin.

Negative: _____

Interrogative: _____

4. We are in the classroom.

Negative: _____

Interrogative: _____

5. It is a long story.

Negative: _____

Interrogative: _____

6. You are happy.

Negative: _____

Interrogative: _____

II. Each sentence has an error in the use of the verb *To Be*. Circle the mistake and rewrite the sentences correctly in *negative* or *interrogative* form.

1. She are not my sister.

2. Are he a teacher?

3. They isn't my classmates.

4. Is you late?

5. We am not ready.

6. Are it your book?



LESSON

4

Formative Goal 3

VOCABULARY



I. Look at the pictures, listen, and repeat.. (Track 20)

Adjectives



good



bad



happy



sad



hot



cold



old



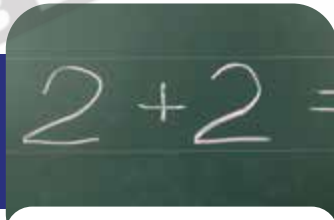
new



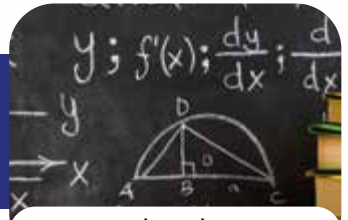
fast



slow



easy



hard



clean



dirty



cheap



expensive

SAY IT RIGHT!



(Track 21)

Is the weather cold?
Yes, it is.

Is Math easy?
No, it isn't

Is a new *iPhone*
cheap?
No, it isn't



Yes/No Questions with To Be

Basic Structure

Form of *To Be* + Subject + Complement?

Example: *Is she a student?*

Main Uses

- To ask about identity:
Is he your teacher?
- To ask about feelings or states:
Are you happy?
- To ask about location:
Is the book on the table?
- To ask about characteristics:
Is it big?

Key Features

- Answers are short:
Yes, + Subject + Form of To Be
No, + Subject + Form of To Be + not.
Yes, she is. / No, she isn't.
- The verb *To Be* always comes first in this type of questions.
- No other verb is needed. The verb *To Be* itself makes the question.

II. Rewrite the sentences as Yes/No questions using the verb *To Be*.

1. She is a doctor.

2. They are at school.

3. You are my friend.

4. He is tall.

5. It is cold today.

6. We are late.

Definite Article: *the* Indefinite Article: *a/an*

- Use **the** to refer to something which has already been mentioned.
- Use **the** to refer to people or objects that are unique.
- Use **a/an** before singular nouns.
- We use **an** before words that begin with a vowel sound: *It's an old car.*
- We use **a** before words that begin with a consonant sound: *It's a laptop.*

Examples:

The movie is excellent.

It is about **a** kid and **an** elephant.

Note: Look at the words *hour*, *house*, and *hotel* in exercise III.

Discuss with your teacher and classmates why **a** or **an** can be used before words beginning with the letter **h**.

III. Classify the words, and write them in the correct column whether they need **a** or **an**.

apple
bank
car
egg
omelet

desk
hour
house
hotel
eraser



a	an





IV. Read the article as you listen to it. (Track 22)



A Big New Beginning

- The first day at high school is always exciting. The building is big, and the hallways are full of new faces. A student carries a small backpack and looks for the right classroom. The teacher is friendly, and the classmates are curious. It is a new experience, and everyone feels a little nervous. The cafeteria is noisy, but the food is good. For many students, the first day is the beginning of an important adventure.

V. Reread the passage carefully and answer the questions.

1. Which adjective describes the building?

2. Which adjective describes the student's backpack?

3. How is the teacher described? _____
4. How are the classmates described?

5. Which adjective describes the cafeteria?

6. Which phrase describes the first day in high school?

SPEAKING



VI. Read the following conversations and choose a partner to practice them.

First Day, Two Stories

Conversation 1

A: The school is **big**, but it feels **exciting**.

B: Yes, the classrooms are **bright** and **comfortable**.

A: I met a **new** teacher, and she is very **friendly**.

B: The students are **nice** too. It's a **great** beginning!

A: The school is **big**, but it feels **confusing**.

B: Yes, the hallways are **crowded** and **noisy**.

A: One of my teachers is very **strict** and **serious**.

B: I really miss my old teachers.



LISTENING



VII. Listen to a conversation between Chloe and Mark and fill in the blanks with the correct adjectives from the box. (Track 23)

The First Day Chat

- Chloe: Our _____ school is _____, right?
- Mark: Yes, and the hallways are very _____.
- Chloe: What about your new teachers?
- Mark: All of them are _____.
- Chloe: And your English teacher?
- Mark: She's very _____ and _____.
- Chloe: Let's go to the cafeteria!
- Mark: My classmates say that the food is _____.
- Chloe: I agree. A sandwich there is always _____.
- Mark: The _____ day feels _____ but a little _____.
- Chloe: Well, a new school is always an _____ adventure.

- scary
- long
- tasty
- important
- new
- first
- big
- exciting
- kind
- fresh
- friendly
- young



WRITING



GET IT RIGHT!



(Evidence of Learning)

VIII. Using adjectives on page 30 and others you may consider, write a short paragraph describing in simple sentences your first days in high school.

My First Days in High School

PRACTICE

VOCABULARY



I. Review vocabulary on page 30 and complete the words. Then, find them in the word search below.

__ SY / H __ RD

F __ ST / SL __ W

H __ PPY / S __ D

H __ T / C __ LD

__ LD / N __ W

G __ D / B __ D

CH __ P / __ XP __ NS __ V __

CL __ N / D __ RTY



K	E	E	D	E	M	G	F	Y	O	F	U	V	E	T	F	P	T	V	H	C
O	I	T	E	G	U	F	B	N	A	G	D	P	J	S	W	X	F	M	Z	F
X	J	H	E	X	Y	R	E	S	C	Q	S	C	R	D	I	D	I	W	D	Z
Y	Z	V	P	D	I	R	T	Y	H	Q	D	L	N	S	R	R	L	E	P	O
S	A	P	R	U	I	E	O	Q	H	U	T	E	O	W	S	A	H	O	D	A
O	Y	L	Q	C	Y	J	F	S	A	D	E	V	L	W	D	H	T	G	C	K
A	B	I	K	T	N	T	A	K	I	L	Z	H	R	N	E	W	D	J	Z	B
U	X	I	U	U	R	P	R	Z	O	O	O	D	F	V	N	A	H	Q	I	F
M	K	D	A	J	I	G	V	I	P	C	D	D	I	X	B	E	N	P	E	G
Q	Q	U	O	I	W	L	A	K	A	I	J	S	L	Q	U	Q	E	R	Q	I
X	D	E	A	S	Y	G	A	P	H	T	N	Q	R	N	K	Q	Y	A	G	B
M	C	H	E	A	P	G	X	Q	X	E	A	I	M	N	J	M	H	O	T	L
J	J	L	S	T	P	X	H	G	P	F	E	H	M	I	V	U	O	M	U	E
V	K	V	R	Y	A	Y	N	X	A	W	L	X	B	L	K	D	F	J	H	V
R	C	I	U	D	H	Q	E	Z	C	T	C	V	Z	W	F	L	X	G	D	F

PRACTICE

GRAMMAR



I. Decide if the question is correct (✓) or incorrect (X). If it is incorrect, rewrite it correctly.

1. Is she happy? _____
2. Are they students? _____
3. She is a teacher? _____
4. Am you tired? _____
5. Is the books on the table? _____
6. Are we friends? _____

II. Complete each sentence with *the*, *a*, or *an*.

1. She reads _____ book every night.
2. He eats _____ apple in the morning.
3. We play in _____ park after school.
4. My father drives _____ car to work.
5. The teacher writes on _____ board.
6. I see _____ elephant at the zoo.
7. They watch _____ movie on Fridays.
8. The children like _____ sun.



THAT'S OUR RIGHT!



**“Human rights mean
no one sleeps hungry.”
– Hassan Abdille,
human rights activist
(Kenya)**



Human Rights

Read the quote, think about it, and discuss with your teacher and classmates what you all understood.

RIGHT ON!



Digital Culture

Nowadays, many of our daily activities are done online, which requires the use of different passwords.

That's why we should create very **secure passwords** that cannot be cracked easily. Experts recommend that we do not use our initials or date of birth to create them. They also suggest that we use uppercase and lowercase letters indistinctively, numbers, and at least one special character, like &/.\$.



Wellness Tip

Sleeping is an essential part of life. It helps regulate our hormones, improve cognitive functions, and can even improve our physical health. Not getting enough sleep can lead to fatigue, moodiness, and even depression. It's important to get the recommended 8 to 10 hours of sleep each night to stay healthy and alert.