

STUDENT'S BOOK



NO 1 WADAYS

ROSE CORESPI



**UPDATED
EDITION**
ACCORDING TO THE NEW MCCEMS

Nowadays 1

Student's Book

Updated Edition 2025

Copyright © Corespi Publications

ISBN: In Process

Printed in Mexico

Contact: informacion@corespipublications.com

All Rights reserved. No part of these publications may be reproduced, stored in a retrieval system or transmitted in any form or by any means, electronic, mechanical, photocopying, recording, or otherwise, without the prior written permission of the publisher and the author, including, but not limited to, in any network or other electronic storage or transmission, or broadcast for distance learning.

Publisher:	Corespi Publications
Author:	Rose Corespi
Project Manager:	Rosa María Cortés E.
Collaborator:	Julián Magaña
Proofreader:	Eduardo Carmona Rodríguez & Anna Erendira Gutiérrez C.
Cover Art:	Dosak Moreno
Design:	Ara del Río & Karla Miranda
Images:	Adobe Stock, Shutterstock, Freepik & Depositphotos

Disclaimer notice:

The links provided in this book do not belong to Corespi Publications. Thus we do not have any control over the information that the websites are giving at any given time and we do not represent accuracy of the information provided by the third parties (external links). Although this information is compiled with great care and continuously updated, we assume no liability for its being correct, complete or up to date.

Articles bearing the names of authors reflect the opinions of these authors and, unless specifically stated, do not represent the opinions of the publisher. Furthermore, reproduction of this book or any material on any of the sites included in this book is not authorized, as material may be the subject of intellectual property rights.

Rights are reserved to their respective owners and Corespi Publications takes no credit for anything shown in the links provided.

Table of Contents

Scope and Sequence	p. 4	Multiple Intelligences Quiz	p. 12
Principles of the MNS & MCCEMS	p. 6	Diagnostic Test	p. 13
Special Features	p. 8	Classroom Language	p. 14
Technology as a Learning Tool	p. 10		

Module 1

Wellness Tip	p. 16	Lesson 4	p. 27
Self-awareness (Socio-Emotional Skills)	p. 17	Techy Tips	p. 30
Lesson 1	p. 18	Making a Difference	p. 31
Lesson 2	p. 21	Nowadays	p. 32
Lesson 3	p. 24		

Module 2

Wellness Tip	p. 34	Lesson 8	p. 45
Self-awareness (Socio-Emotional Skills)	p. 35	Techy Tips	p. 48
Lesson 5	p. 36	Making a Difference	p. 49
Lesson 6	p. 39	Nowadays	p. 50
Lesson 7	p. 42		

Module 3

Wellness Tip	p. 52	Lesson 12	p. 63
Self-awareness (Socio-Emotional Skills)	p. 53	Techy Tips	p. 66
Lesson 9	p. 54	Making a Difference	p. 67
Lesson 10	p. 57	Nowadays	p. 68
Lesson 11	p. 60		

Verb Lists p. 70

Nowadays is a five-level series whose content is aligned to the new MCCEMS program.

Nowadays provides students with enjoyable and fast-paced lessons. The series gives students a real sense of progress and allows them to communicate effectively in real-life situations.

Key Features

- **Grammar, vocabulary** and **pronunciation** with clear introductions and thorough practice,
- Integration of the **four basic skills** (listening, speaking, reading, and writing) in every unit,
- Practice in **oral and written communication**,
- **Projects** that give students opportunities to use the language creatively,
- Integrated ongoing **evaluation** and **reinforcement** activities, and

- **Pair work** and **group work** which increase motivation and foster collaborative learning.

Components

For the student:

- Student's Book and Workbook integrated
- Downloadable audios
- Corespi VLE

For the teacher:

- Teacher's Annotated Edition
- Downloadable audios
- Digital Flashcards
- Online downloadable resources
- Quizzes and exams in different formats
- Corespi VLE

Scope and Sequence

Lesson Week	Vocabulary	Grammar	
MODULE 1			
1 (FG. 1)	The Alphabet Numbers 0 to 20 Greetings and Introductions E-mail Vocabulary	Personal Pronouns and Verb <i>To Be</i> (Affirmative Form)	
2 (FG. 1)	Countries, Nationalities, and Languages	Personal Questions Structure	
3 (FG. 4)	Occupations	Verb <i>To Be</i> (Negative and Interrogative Forms)	
4 (FG. 4)	Family	Possessive Adjectives Possessive Nouns	
Socio-emotional Skill: Self-awareness			
MODULE 2			
5 (FG. 3)	Adjectives Personality Adjectives	Definite Article: <i>the</i> Indefinite Articles: <i>a / an</i> Verbs Describing People	
6 (FG. 3)	School Vocabulary Personal Belongings	Plurals Demonstrative Pronouns (or Adjectives)	
7 (FG. 5)	Days of the Week Months of the Year Ordinal Numbers	Question Words Question Structure Use of <i>Because</i>	
8 (FG. 5)	Numbers 20 to 1,000 Telling Time	Prepositions of Time Connectors	
Socio-emotional Skill: Self-awareness			
MODULE 3			
9 (FG. 6)	Parts of the House Furniture	Expressions of Existence: <i>There is / There are</i> Prepositions of Place	
10 (FG. 7)	Food and Meals Adjectives	Likes and Dislikes <i>Prefer</i>	
11 (FG. 7)	Leisure Time Activities	Expressing Abilities and Limitations: <i>To Be Good at + Gerund</i> <i>To Be Bad at + Gerund</i>	
12 (FG. 8)	Clothes Colors	Possessive Pronouns <i>Whose</i>	
Socio-emotional Skill: Self-awareness			

	Reading & Listening	Speaking & Writing	Portfolio (Evidence of Learning)
--	---------------------	--------------------	-------------------------------------

Wellness Tip: Get Plenty of Sleep

	Hello! How Are You? Giving Edresses	Spelling Words What's Your Phone Number?	Video - Hello! How Are You?
	Good Morning! I'm Diego Meet Osmar Olvera	Personal Questions Write about a Friend	Conversation - Personal Questions
	Meeting Someone: Kimberly Pott	Personal Questions Occupations Survey	Survey - Occupations
	A Little Bit about Me My Family	A Big Family This Is Me	Paragraph - This Is Me

Making a Difference: Cheating

Wellness Tip: Screen Time

	Meet My Best Friends	Describing People Describing Friends and Relatives	Description - My Best Friend
	Lost and Found	I Made a Mistake What's in Your Schoolbag?	Paragraph - What's in Your Schoolbag?
	A Special Event My School Schedule	My Birthday Party My Schedule	Paragraph - My Schedule
	A Day in Paris	What Time...? Traveling with a Friend	Presentation - Traveling with a Friend

Making a Difference: Gossiping

Wellness Tip: Get Moving

	My House Where Is It?	Describing Your Bedroom	Paragraph - Describing Your Bedroom
	I'm Hungry The Menu	What Do You Like? Creating a Menu	Composition - Creating a Menu
	My Friends What I Enjoy	Are You Good at...? My Abilities and Limitations	Sentences - My Abilities and Limitations
	Your Favorite Color Reveals Your Personality Complimenting	Favorite Colors and Personalities	Survey - Favorite Colors and Personalities

Making a Difference: Empathy

Principles of the New Mexican School



New Mexican School

Develop their Mexican Identity and Encourage a Sense of Belonging to their Nation.

Social Responsibility: Honesty

Transforming the Society

Instill Respect for Human Dignity

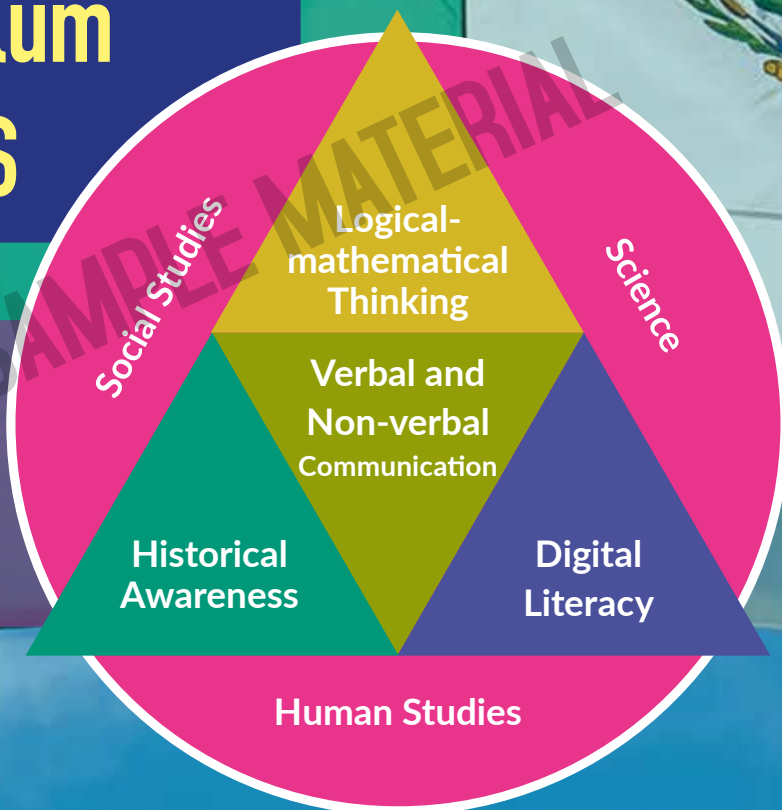
Interculturality

Culture of Peace

Respect for Nature and Care for the Environment

Core Curriculum of the NMS

- Four Socio-cognitive Cross-curricular Resources
- Three Access Areas to Knowledge and Experience



Socio-emotional Resources

Art, Culture, Creativity, and Artistic Appreciation

Social Responsibility: Honesty

Literacy, Democratic Participation, Sustainability, and Global Citizenship Principles

Socio-affective Well-being

Values

Physical Integrity

Sports, Physical Activities, and Sex Education

MCCEMS – English as a Foreign Language Language Skills and Subskills

- Listening for gist
- Listening for detail

Listening

Speaking

- Fluency
- Using Functions
- Pronunciation


ENGLISH

Reading

Writing

- Scanning
- Skimming

- Spelling
- Punctuation
- Layout
- Coherence and cohesion



MAKING A DIFFERENCE
—by being socially responsible—

Thinking is when a person, animals, devices, or tools deliberately or passively, for example, looking over someone's shoulder during an exam.

- What do you think and believe about social responsibility (SR)?
- What are some consequences of cheating?
- What do you think the evidence is that you need to cheat?
- What do you think the teacher will think about the student because he cheated?
- What about the parents?
- If you saw someone cheating, what would you do?



MAKING A DIFFERENCE
—by being socially responsible—

It's possible to do high research about other people, especially involving details that are not considered to belong to them. Considering whether the fun will be for you or for them.

- Do you like to gossip? Why? Why not?
- How do you feel about a gossip? Why?
- Is spreading a rumor in your high school?
- Have you ever heard someone gossiping about you? How did you feel?
- What did you do?
- Do you know of any group that has caused serious trouble to people?

Nowadays encourages students to be socially responsible citizens.

At the end of each module, you will find the *Nowadays* spread with many interesting sections.



Nowadays

1 JUST NOW
New Jobs

2 HOW ABOUT YOU?

3 POPCORN TIME!

4 SING IT!

5 #TrendingTopic



6 GLOBAL CITIZENSHIP

7 LIVING ONLINE

8 AMAZING MEXICANS

9 GREEN WORLD

- 1** JUST NOW presents interesting information that is related to one of the topics seen in each module.
- 2** HOW ABOUT YOU presents questions related to the *Just Now* Section to be discussed in class.
- 3** POPCORN TIME suggests movies, videos or TV shows that are related to something seen in each module.
- 4** SING IT! presents songs that can be used to reinforce some grammatical points of each module.
- 5** TRENDING TOPIC invites you to find out what's happening in the world.
- 6** GLOBAL CITIZENSHIP promotes attitudes that are necessary to be part of a globalized world.
- 7** LIVING ONLINE advises you on dos and don'ts in the cyber world.
- 8** AMAZING MEXICANS presents Mexican people who are successful in different areas nowadays.
- 9** GREEN WORLD shows different sustainability and eco-friendly projects around the world.

Technology as a Learning Tool



Integrating technological tools in the teaching and learning process has become increasingly important in the modern classroom. Technology has the potential to increase student's engagement, enable better collaboration, and provide more opportunities for personalized learning. Technology can also provide teachers with more effective methods of assessment and feedback, helping them to better understand what their students are learning. Additionally, technology can provide students with access to a wealth of educational resources, including videos, simulations, and interactive learning activities. By leveraging the power of technology, teachers and students can create a more dynamic learning environment that will help improve the overall quality of education.

Gramvids

These videos will help you understand the grammatical points included in every lesson.



Sing It!

Now, all the songs suggested in this section include the *Spotify* code which makes it easier for you to sing the songs using the new lyrics function provided by this popular app.



Corespi Learning Environment

This learning platform provides a great variety of effective, attractive, fun, and meaningful online activities that will help you learn English in a dynamic way.

corespipublications.com



Hi!

How was your weekend?



Practical English

These *TikTok* videos will be a great way to improve your speaking skills.



TECHY TIPS

MEM RISE

Keep it in Mind

Many digital devices for learning can store information for you, but it's important to keep it in mind. Remember to use your memory when you learn. The more you use your memory, the more you will learn. This way, if you forget what a word means, or forget what you've learned, you can just go back and have a look.

QR

GRAM VIDS

Scan this code to watch the explanation of the Grammar of Future (presented in Module 1)



Techy Tips

There are many different suggested digital tools to encourage students' autonomous learning.



LIVING ONLINE

Nowadays, we spend a significant amount of time connected to the internet, using it for a variety of purposes, such as socializing, shopping, working, and, of course, learning. Our lives are increasingly mediated by technology, so in this section you will find interesting information that will help you transform the way you interact with the world around you when you are online.

DIGITAL CITIZENSHIP

Digital Citizenship is the responsible, respectful and safe use of online technology and social media. It is important to teach teenagers digital citizenship not only to help them understand how to use technology and social media responsibly, but also how to protect themselves and their personal information online. By understanding the potential risks, teenagers can make informed decisions about how to use digital technology and social media safely. Teaching teenagers digital citizenship can help them develop the skills and knowledge necessary to be safe and successful online.



MULTIPLE INTELLIGENCES QUIZ

In how many ways are you smart?

Step 1: Check the eight types of intelligences identified by a different color at the top of the grid (**MUSICAL, VERBAL-LINGUISTIC, etc.**).

Step 2: Read each of the 24 statements below. Rate each statement from **0 to 5** depending on how well the descriptions fit you (**0 = Not at All to 5 = Very True**).

Step 3: Follow the color code to find the column in which you must write your score in the corresponding line.

Step 4: Add the numbers in each column to find the total score and write it down at the bottom of the grid in its corresponding color.

The highest possible score in one area is 15.

MUSICAL	VERBAL-LINGUISTIC	INTRAPERSONAL	VISUAL-SPATIAL	INTERPERSONAL	NATURALISTIC	KINESTHETIC	LOGICAL-MATHEMATICAL
---------	-------------------	---------------	----------------	---------------	--------------	-------------	----------------------

Which of the following are true about you?	0-5							
I enjoy singing and I sing well.								
I love crossword puzzles and other word games.								
I like spending time by myself.								
Charts, maps, and graphic organizers help me learn.								
I learn best when I can talk over a new idea.								
I enjoy art, photography, or doing craft projects.								
I often listen to music in my free time.								
I get along well with different types of people.								
I often think about my goals and dreams about the future.								
I enjoy studying the earth and nature.								
I enjoy caring for pets and other animals.								
I love projects that involve acting or moving.								
Written assignments are usually easy for me.								
I can learn new math ideas easily.								
I play a musical instrument (or would like to).								
I am good at physical activities like sports or dancing.								
I like to play games involving numbers and logic.								
My best way to learn is by doing hands-on activities.								
I love painting, drawing, or designing on the computer.								
I often help others without being asked.								
I enjoy being outside in all types of weather.								
I love the challenge of solving a difficult math problem.								
Having quiet time to think over ideas is important to me.								
I read for pleasure every day.								
This suggested activity is part of some exercises designed by Laura Candler. You can find them here: https://bit.ly/3Eg9roH	TOTALS							

Are You Ready?

Diagnostic Test

How Much Do You Know?



1. Complete the sentences using *am*, *is*, or *are*.



Example: Tanya *is* a high school student.

- I _____ fifteen years old.
- Donald Trump _____ the president of the United States of America.
- Today _____ Monday.
- You _____ a good friend.
- They _____ very intelligent.

2. Match the words in the boxes to the pictures.

chair book eraser notebook pen desk backpack pencil



1. book



2. _____



3. _____



4. _____




5. _____



6. _____



7. _____



8. _____

3. Match the phrases to the corresponding replies.

Ex: Hello! (6)

- | | |
|----------------------------|--------------------------|
| a) How are you? () | 1. It's five o'clock. |
| b) What time is it? () | 2. I'm fine. And you? |
| c) Where are you from? () | 3. Nice to meet you too. |
| d) Nice to meet you. () | 4. Yes, I am. |
| e) Are you Alice? () | 5. Spain |
| | 6. ## |



CLASSROOM LANGUAGE

Formative Goal 2

Vocabulary



board



desk



chair



door



window



beamer



laptop



bookcase

Common Instructions



Stand up.



Sit down.



Be quiet.



Copy the homework.



Take out your book.



Go to page 23.



Answer exercise III.



Check your answers.



Compare your answers.



Pass to the board.

Greetings



Hi! / Hello!

Good morning!

Good afternoon!

Good evening!

Good night!

Bye! / Goodbye!

Nice / Glad to meet you.

Fine.

Not so fine.

Clarification



Could you repeat it, please?

How do you say ___ in English?

How do you spell it?

What page are we on?

Excuse me, I have a question.

Manners

Thank you.

You're welcome.

Please.

Excuse me.

I'm sorry.



Permission

May I go to the restroom?

Can I go out?

May I come in?

Can I open the window?



MODULE 1



Wellness Tip

Get Plenty of Sleep

Sleeping is an essential part of life. It helps regulate our hormones, improve cognitive functions, and can even improve our physical health. Not getting enough sleep can lead to fatigue, moodiness, and even depression. It's important to get the recommended 8 to 10 hours of sleep each night to stay healthy and alert.



Self-awareness

Self-awareness offers many benefits to help you live a happier life. When you know yourself, you are able to see all the different elements that make up your personality. You pay attention to your feelings, the way your body feels, and you can control how you react to the things that have a direct effect on you and the world around you.

Before doing the activity, check the vocabulary with your teacher.

Activity: Place an X on the chart below to indicate on each line where you rate yourself.

I am very **sloppy**. My things are never in order.

I am a **neat freak**. All my things are in perfect order.

I get **angry** very easily.

I am very **patient**. I almost never get angry.

I am very **serious**. I almost never laugh or make jokes.

I am very **funny**. I make people laugh all the time.

I am very **active**. I love sports and doing exercise all the time.

I am very **lazy**. I don't like to exercise or make big efforts.

I am very **pessimistic**. I always expect the worst.

I am very **optimistic**. I always find the good side of everything.

I am very **discreet**. I never spread rumors.

I am very **gossipy**. I always want to know about people and talk about them.

Reflect and Discuss:

- In which areas are you satisfied or dissatisfied? Why?
- What can you do to improve or change the things you don't like about yourself?



LESSON 1

Formative Goal 1

VOCABULARY

a. Listen to the alphabet in English. Repeat after the recording. (Track 1) 🎧

The Alphabet

A B C D E F G
H I J K L M N
O P Q R S T U
V W X Y Z

b. Listen to numbers 0 to 20 in English. Repeat after the recording. (Track 2) 🎧

Numbers 0 to 20

0 1 2 3 4 5
zero one two three four five



6 7 8 9 10 11
six seven eight nine ten eleven

12 13 14 15 16
twelve thirteen fourteen fifteen sixteen

17 18 19 20
seventeen eighteen nineteen twenty

Greetings and Introductions

c. Look at the pictures. Listen to your teacher say the words. Repeat them after him/her.



d. Listen to the words and repeat after the recording. (Track 3) 🎧

E-mail Vocabulary

at @

underscore _

slash /

dot .



Personal Pronouns

Personal Pronouns represent people or things.

Singular

I
You
He
She
It

Plural

We
You
They

Verb To Be (Affirmative Form)

The verb *To Be* is a very commonly used verb in English. This is the affirmative form in *Simple Present* tense.

Singular

I am
You are
He is
She is
It is

Plural

We are
You are
They are



e. Write the corresponding *personal pronoun* in parentheses.

- Tom () they
- My sister () he
- Sally and I () it
- My cat () she
- Jack and Will () you
- Ted and you () we



f. Complete with the correct form of the verb *To Be*: *am, is, are*.

- He _____ Alex.
- I _____ from Guadalajara.
- Jessica _____ my sister.
- They _____ in the soccer team.
- I _____ your teacher.
- We _____ students.
- Oscar and I _____ in the living room.
- You _____ my best friend.
- My dog _____ very small. It _____ a Pomeranian!
- Your cousin _____ in my dancing class.





SPEAKING

Spelling Words

g. Work with a partner. Take turns spelling the words below. Check if you make mistakes.

1. twelve
2. Mexico
3. notebook
4. morning
5. school
6. address
7. Your name and last name
8. Your partner's first and last name
9. Your English teacher's first and last name



LISTENING

h. Listen and write the addresses. (Track 4)

Example: *candy145@hotmail.com*

1. _____
2. _____
3. _____
4. _____
5. _____

Giving Edresses



SPEAKING

What's Your Phone Number?

i. Walk around the classroom and ask four different classmates for their phone numbers. Write them down.

Ex: *What's your phone number?*

1. Name: _____
Phone number: _____
2. Name: _____
Phone number: _____
3. Name: _____
Phone number: _____
4. Name: _____
Phone number: _____



READING



PORTFOLIO

Hello! How Are You?

- j. Read the following conversations. Then, practice them with a friend. Use your cell phone, record a video, and share it with your teacher.
1. A. Hello! My name is James Lewis.
B. Good morning! My name is Sandra Silva. Nice to meet you.
A. Nice to meet you too.
 2. A. Hi! How are you?
B. I'm fine. And you?
A. I'm fine too. What's your e-mail address?
B. It's fer.cr_19@xmail.com And yours?
A. It's samruiz_31@mymail.com
B. I'll send you the homework.
A. Thank you.

LESSON 2

Formative Goal 1



VOCABULARY

a. Listen and repeat. (Track 5)

Countries, Nationalities, and Languages

Country

Mexico
United States of America
Canada
England
Italy
France
Argentina
China
Brazil
Japan
Spain
Germany

Nationality

Mexican
American
Canadian
English
Italian
French
Argentinian
Chinese
Brazilian
Japanese
Spanish
German

Language

Spanish
English
English & French
English
Italian
French
Spanish
Chinese
Portuguese
Japanese
Spanish
German



b. Go online and find out the information needed to complete the following sentences.

1. I am from Colombia. I speak _____.



2. He is from Portugal. He is _____.



3. She is from Australia. She speaks _____.

4. They are from New Zealand. They are _____.

5. Sergei is from Russia. He speaks _____.



6. We are from the Netherlands. We are _____.



Personal Questions Structure

The verb **To Be** is one of the most important verbs in English. It's used to talk about who someone is, what they are like, and where they are. All of the questions below use **am**, **is**, or **are**, which are the present forms of the verb **To Be**

- What **is** your name?
*My name **is** Alex. / I **am** Alex.*
- How **are** you?
*I **am** fine, thank you.*
- Where **are** you from?
*I **am** from Morelia.*
- How old **are** you?
*I **am** 18 years old.*
- What **is** your occupation?
*I **am** a student.*
- What **is** your nationality?
*I **am** Mexican.*
- **Are** you married?
*No, I **am** single.*
- What **is** your phone number?
It's 5 1 2 8 3 0 6 1 7

c. Unscramble the following questions, and answer them.

1. name / your / is / what / ?

My name is _____.

2. from / where / you / are / ?

I am from _____.

3. are / how / old / you / ?

I am _____ (years old).

4. phone / number / your / is / what / ?

My phone number is _____.

5. your / what / address / is / ?

My address is _____.

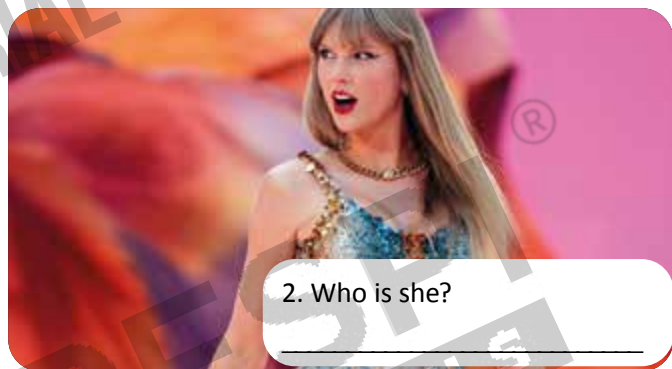
_____.

_____.

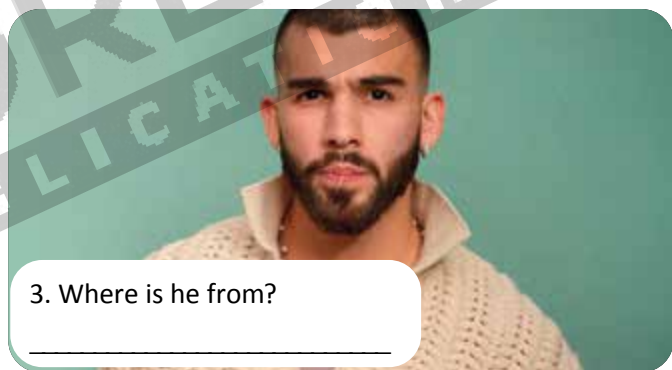
d. Work with a partner. Complete the missing information and practice.



1. How old is he?



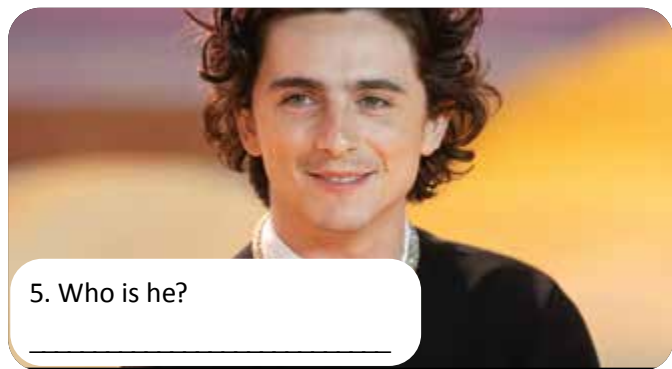
2. Who is she?



3. Where is he from?



4. How old is she?



5. Who is he?

e. Read the following conversation. Practice it with a partner. (Track 6) 🎧

Good Morning! I'm Diego

Diego: Good morning. I'm Diego.

Mrs. Wallace: Hello, Diego. I'm Mrs. Wallace. You're in my biology class. Come in.

Good morning, everybody.

Students: Good morning, Mrs. Wallace.

Mrs. Wallace: This is Diego. He's in our biology class. Welcome to Northern High School.

Diego: Thanks. Hi, everybody.

Students: Hi!

Ally: Where are you from, Diego?

Diego: I'm from Colombia! And you?

Ally: I'm from Denver.

Mrs. Wallace: Ok. Let's start the class. Open your books to page 32, please.



COMPREHENSION

f. Read the conversation again and complete the sentences with the missing information.

1. What's the new student's name?

2. Where is he from?

3. What is the biology teacher's name?

4. Who is from Denver?

g. Read the text below and write *True* or *False*.

Meet Osmar Olvera

He is Osmar Olvera. He is 21 years old. He is a Mexican diver. His birthday is on June 5th. He is single. He has one sister. Her name is Maylin. He and his family live in Jalisco. He is one of the best divers in the world.



1. He is 20 years old. _____
2. He is from Mexico. _____
3. He is a baseball player. _____
4. His birthday is in October. _____
5. Maylin is his sister. _____

WRITING

Write about a Friend

h. In your notebook, write a paragraph similar to the one above, about a friend of yours.

SPEAKING

PORTFOLIO

Personal Questions

i. Ask and answer with a partner.

1. **A:** What's your name?
B: My name is _____.
2. **A:** How do you spell your name?
B: _____.
3. **A:** How old are you?
B: I am _____ years old.
4. **A:** Where are you from?
B: I am from _____.

LESSON 3

Formative Goal 4



VOCABULARY

a. Listen and write the corresponding occupation under each person's name. (Track 7)

Occupations



Jenny

1. _____



Henry

2. _____



David

3. _____



Frank

4. _____



Lily

5. _____



Robert

6. _____



Phil

7. _____



Leonard

8. _____



Paul

9. _____



Tom

10. _____



Brandon

11. _____



Luisa

12. _____



Sara

13. _____



Monica

14. _____



Sasha

15. _____



George

16. _____



Cintha

17. _____



Verb To Be

Negative and Interrogative Forms

Negative (-)

I am not	from Italy.
You are not	
He is not	
She is not	
It is not	
We are not	
You are not	
They are not	

Question (?)

Am I	hungry?
Are you	
Is he	
Is she	
Is it	
Are we	
Are you	
Are they	

Contractions

Affirmative

I am	I'm
You are	You're
He is	He's
She is	She's
It is	It's
We are	We're
You are	You're
They are	They're

Negative

I am not	I'm not
You are not	You aren't
He is not	He isn't
She is not	She isn't
It is not	It isn't
We are not	We aren't
You are not	You aren't
They are not	They aren't

b. Complete with the correct form of the verb *To Be*.

- A: How old _____ you?
B: I _____ fifteen years old.
- Paulo _____ Brazilian, but his parents _____ Portuguese.
- Charlie _____ a doctor. His brother _____ a chef.
- A: When _____ your birthday?
B: It _____ on October 19th.
- I _____ a mechanic. My girlfriend _____ a dentist.

c. Complete questions and answers with the correct form of *To Be*.

- _____ Bad Bunny French? No, he _____ French.
- _____ the *BTS* singers from Korea? Yes, they _____.
- _____ Milan and Rome Spanish cities? No, they _____ Spanish cities.
- _____ the Big Ben in Paris? No, it _____ in Paris.
- _____ Olivia Rodrigo from Australia? No, she _____ from Australia.



d. Rewrite the sentences using the correct contraction of the verb *To Be*.

- They are students. _____
- He is 29 years old. _____
- You are happy. _____
- We are together. _____
- It is not a car. _____

**SPEAKING**

Personal Questions

e. Look at the questions. Then, ask and answer with a partner.

- A: What's your name?
B: My name is _____.
- A: How do you spell your name?
B: _____.
- A: How old are you?
B: I am _____ years old.
- A: When is your birthday?
B: It's on _____.
- A: Where are you from?
B: I am from _____.

**READING****LISTENING**

f. Read the following text and complete it with the correct forms of the verb *To Be*. Listen and check your answers. (Track 8)

Meeting Someone: Kimberly Pott

My name is Kimberly Pott. I _____ 17 years old. I am from England, but I live in Mexico. I _____ a student. My mother _____ a teacher. She _____ 42 years old. She _____ beautiful. I have one brother. He _____ older than me. I have one sister. She _____ a doctor. My family _____ great. We _____ really happy!

**WRITING****PORTFOLIO**

Occupations Survey

g. Ask four different people about their occupation. You should also write their name, age, date of birth, and occupation. Make a chart, and present the results to the class.

Name	Age
_____	_____
_____	_____
_____	_____
_____	_____
_____	_____
Date of Birth	Occupation
_____	_____
_____	_____
_____	_____
_____	_____

Name	Age
_____	_____
_____	_____
_____	_____
_____	_____
_____	_____
Date of Birth	Occupation
_____	_____
_____	_____
_____	_____
_____	_____

Name	Age
_____	_____
_____	_____
_____	_____
_____	_____
_____	_____
Date of Birth	Occupation
_____	_____
_____	_____
_____	_____
_____	_____

Name	Age
_____	_____
_____	_____
_____	_____
_____	_____
_____	_____
Date of Birth	Occupation
_____	_____
_____	_____
_____	_____
_____	_____

LESSON 4

Formative Goal 4



VOCABULARY

Family


a. Look and match the family members to the corresponding pictures. Then, listen and check your answers.

(Track 9)

___ grandfather
___ grandmother
___ father

___ mother
___ aunt
___ uncle

___ brother
___ sister
___ cousins



b. Write the names of some people in your family.

Example: Isabel is my mother.

1. _____
2. _____
3. _____
4. _____





Possessive Adjectives

We use *Possessive Adjectives* to indicate that something belongs to someone. As an adjective, it is used before the noun.

Personal Pronouns

I
You
He
She
It
We
You
They

Possessive Adjectives

My
Your
His
Her
Its
Our
Your
Their

c. Complete the sentences using possessive adjectives.

Ex: (My mom) Her favorite color is blue.

1. (My dog) _____ name is Stitch.
2. (My father) _____ car is big.
3. (My brothers) _____ bedroom is small.
4. (My grandpa) _____ name is Samuel.
5. (My family) _____ house is beautiful.
6. (My friends) _____ favorite music is rock.
7. (My teacher) _____ favorite food is pasta.



Possessive Nouns

We add "s" to a **noun** to indicate that something belongs to someone.

• Tania has a dog. It is Tania's dog.

Add an apostrophe only to plural nouns that already end in s.

• My neighbors have many video games. They are my neighbors' video games.



d. Circle the correct option.

1. "That's my friend's house."
How many friends live there?
a) One b) More than one
2. "This is my cousin's car."
How many people own the car?
a) One b) More than one
3. "Let me ask my classmates' opinion first."
How many people is he going to ask?
a) One b) More than one
4. "It depends on the employee's decision"
How many people decide?
a) One b) More than one
5. "I have to feed my neighbors' dog."
How many people live next door?
a) One b) More than one

e. Listen and read along. Then, complete the chart with information from the text. (Track 10) 

A Little Bit About Me

Hi there! My name's Allan Mathews and I'm sixteen years old. I'm in first grade at Lincoln High School. My English teacher is Mr. Donovan. I live with my mom, my dad and my two little sisters. Their names are Sandy and Mandy. Mandy's eight, and Sandy is ten. My father is a mechanic. My mother is a doctor. She works in a hospital near our house. My favorite sport is basketball. I practice it every Tuesday and Thursday. My favorite food is pizza. I like electronic music. My favorite DJ is Martin Garrix. My best friend is Paulo Ribeiro. He's from Brazil. We are in the same class. Well, now you know a little bit about me.



Name: _____
 Age: _____
 Grade: _____
 School: _____
 Teacher: _____
 Family: _____

 Sisters: _____
 ages: _____
 Favorite sport: _____

 Favorite food: _____

 Favorite DJ: _____
 Best friend: _____

f. Listen and match the sentences. Draw lines using a different color for each sentence. (Track 11) 

My Family

1. Michelle and Karen
2. Mike
3. Rose
4. Mark
5. Maggie

is my uncle
 is my aunt
 is my cousin
 are sisters
 is my brother

and she is an English teacher.
 and we walk to school everyday.
 and he is 17 years old.
 and he is very tall.
 and they go to school together.

g. Practice the following conversation with a partner.

A Big Family

Mary: Wow! Your family is big!
Peter: It is! I have two brothers and three sisters.
Mary: How old is your father?
Peter: My dad is forty-five years old.
Mary: He is very tall.
Peter: He is! How about you? Do you have a big family?
Mary: No, I don't. I only live with my parents and my little brother.



PORTFOLIO

This Is Me

h. In your notebook, write a short paragraph about you and your family similar to the one in exercise e.





TECHY TIPS

Keep it in Mind



Many English learners find learning new words one of the most difficult things about the language. *Memrise* is an app that uses some creative, funny ways to help you remember what words mean. You can also keep track of what you've learned. This way, if you forget what a word means, or forget what words you've learned, you can just go back and have a look.

QR

Scan this code to watch the explanation of the **Grammatical Points** presented in **Module 1**

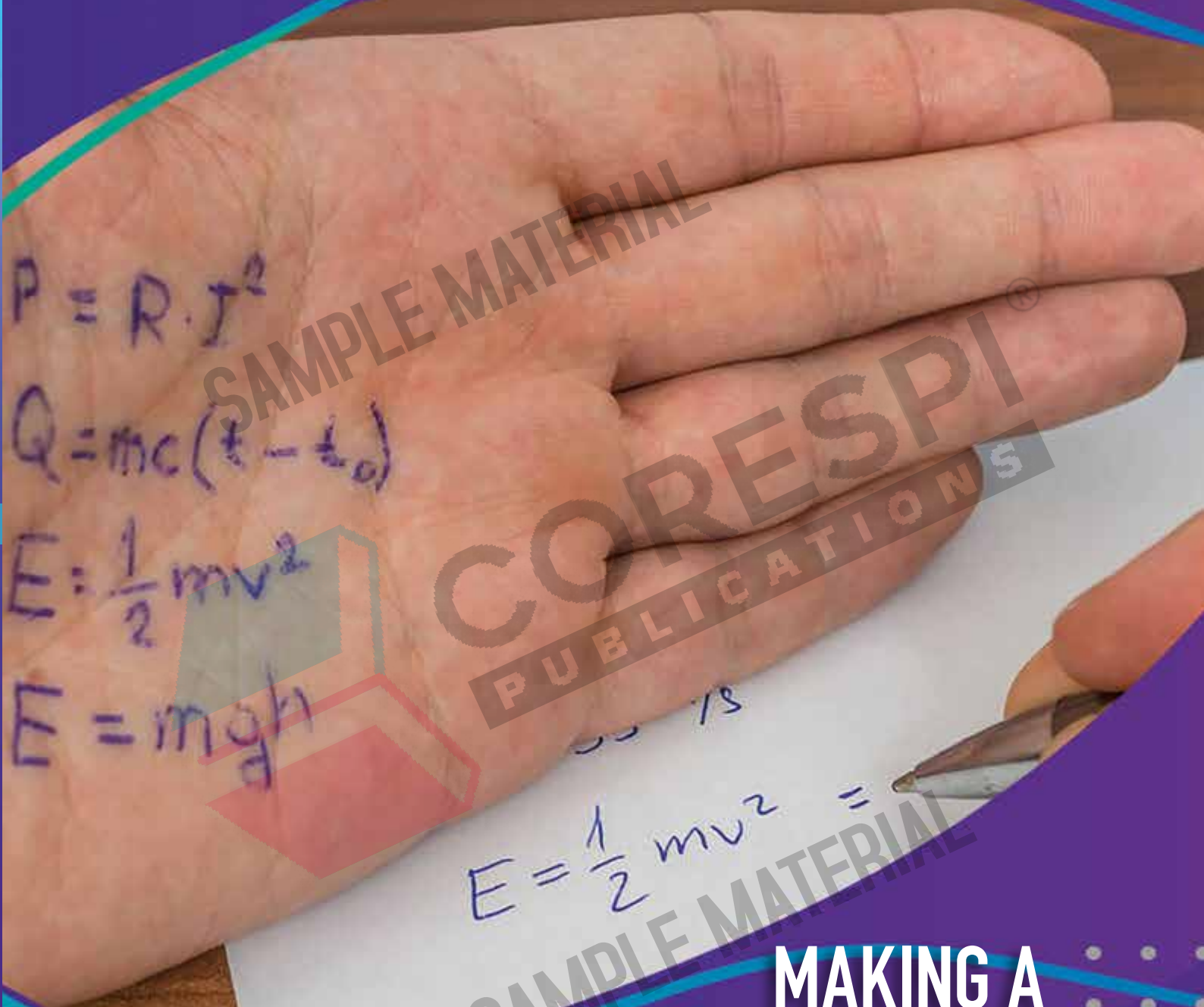


Audio Files



Practical English





MAKING A DIFFERENCE

—by being socially responsible

Cheating is when a person misleads, deceives, or acts dishonestly on purpose. For example, looking over someone's shoulder during an exam.

- What do you think are different ways students *cheat* at school?
- What are some consequences of *cheating*?
- Why do you think the student in the picture is *cheating*?
- What do you think the teacher will think about the student because he/she *cheated*? What about his/her parents?
- If you saw someone *cheating*, what would you do?

Nowadays

JUST NOW

New Jobs

In this module, you learned about occupations. Nowadays, there are jobs out there that we had never heard of a decade ago. Here are some of them:

1. Social Media Manager
2. Data Scientist
3. Mobile App Developer
4. Blogger/Vlogger
5. Drone Operator
6. Uber Driver
7. Digital Marketing Specialist
8. Airbnb Host
9. Wellbeing Coach
10. Sustainability Manager

SING IT!

Here are some suggested songs to reinforce some grammatical structures and vocabulary that you learned in this module:

VERB TO BE



James Blunt

ADJECTIVES



Lenka



HOW ABOUT YOU?

Find information about each previously mentioned occupation, and discuss them with your classmates and teacher.



POPCORN TIME!

Who is your favorite actress or actor?

Work with a partner and talk about her/him, where she/he is from, how old she/he is, what her/his real name is, which of her/his movies you like the most, etc.

#TrendingTopic

In this module, you learned vocabulary related to the #family. What are the trending topics that you have discussed at #home lately? What about politics? Or a popular TV show or movie? Note: A trending topic is a subject that becomes popular on one or more social media platforms for a period of time.





LIVING ONLINE

Nowadays, many of our daily activities are done online, which requires the use of different passwords.

That's why we should create very secure passwords that cannot be cracked easily. Experts recommend that we do not use our initials or date of birth to create them. They also suggest that we use uppercase and lowercase letters indistinctively, numbers and at least one special character, like &/\$.
®

GLOBAL CITIZENSHIP

Solidarity

Unity that produces or is based on a community of interests, objectives, and standards. In a global world, solidarity is essential. Mexico showed the world what solidarity is after the 1985 and 2017 earthquakes. After both earthquakes, lines of citizens formed next to collapsed buildings to clear broken pieces of buildings covering victims. Neighbors brought food to rescue workers, both official and volunteer, as well as for victims and displaced families. Other people were collecting groceries, bottles of water, medicines, blankets, clothes, etc. Everybody was doing something to help.

Can you think of any other situations in which the solidarity of the society makes a difference?



GREEN WORLD

Eco Dom is a Mexican startup with an ecological and solidary vocation. It was founded by Carlos Daniel González in 2013, in Puebla, Mexico. *Eco Dom* collects plastic waste to develop large panels, which are then used to create affordable housing for some of the country's low-income families.

- Do you know how much plastic waste is produced in Mexico every year?
- What do you think of this initiative?



AMAZING MEXICANS

Alejandra Valencia is a prominent Mexican archer. At just 16 years old, she had already won two gold medals at the 2011 Pan American Games in Guadalajara. At the Tokyo 2020 Olympic Games, she made history by securing a bronze medal in the mixed team event. Her success continued as she won an individual silver medal at the 2023 World Championships. At the Paris 2024 Olympic Games, she added another milestone by earning a bronze in the women's team event, marking Mexico's first medal in this archery category. With a notable career, Valencia is an inspiring figure who has put Mexican archery on the global map.

